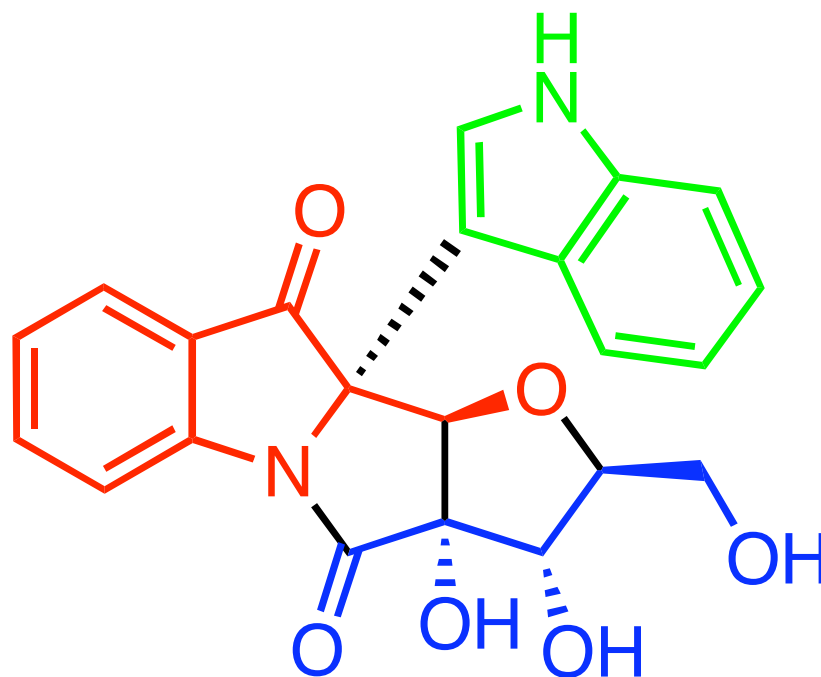


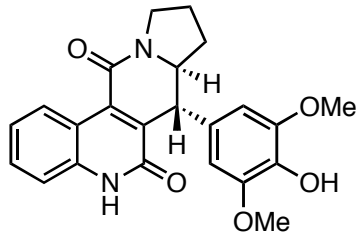
Total Synthesis of (+)-Isatisine A

Karadeolian, A.; Kerr, M. A. *Angew. Chem., Int. Ed.* **2010**, Early View DOI:
10.1002/anie.200906632

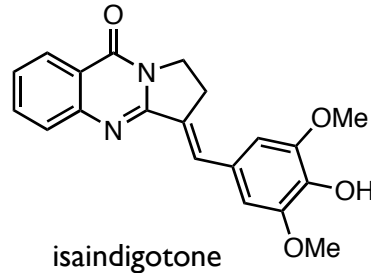


Christopher J. Rosenker
Wipf Group - Current Literature
January 23, 2010

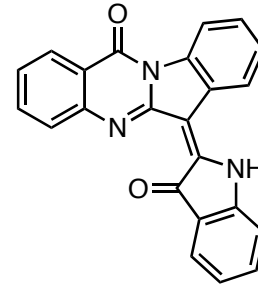
Isatis indigotica Fort.



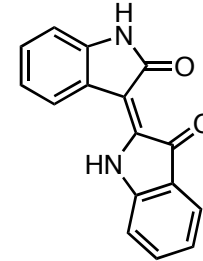
isaindigidione



isaindigotone

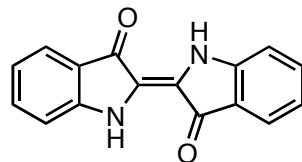


qingdainone

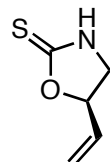


indirubin

- leaves of *Isatis indigotica* Fort. (Cruciferae); also known as Indigo-colored Woad Leaf
 - Used in traditional Chinese medicine for treating viral diseases (ie. influenza, viral pneumonia, and hepatitis)
 - Isolated several different compounds from the leaves and roots



Indigo (indigotin)



epigotrin



Liu, J.-F.; Jiang, Z.-Y.; Wang, R.-R.; Zheng, Y.-T.; Chen, J.-J.; Zhang, X.-M.; Ma, Y.-B. *Org. Lett.* **2007**, 9, 4127.

Wu, X.; Qin, G.; Cheung, K.; Cheng, K. *Tetrahedron* **1997**, 53, 13323.

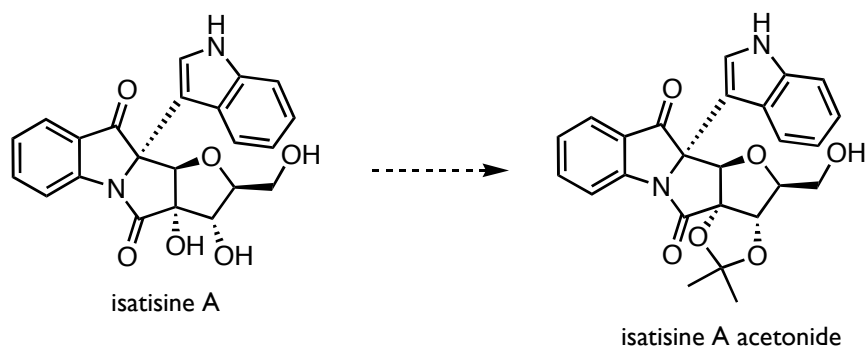
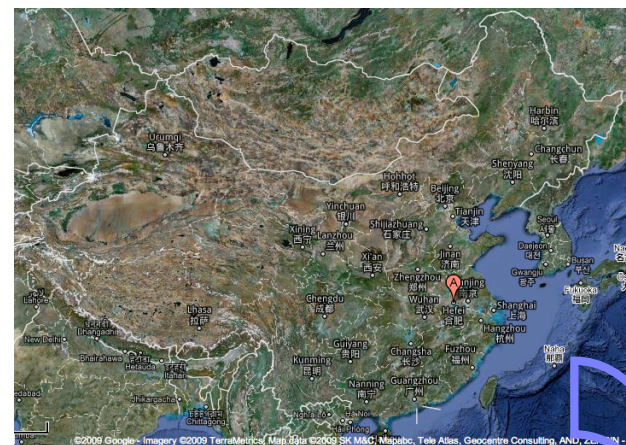
Huang, Q. S.; Yoshihira, K.; Natori, S. *Planta Med.* **1981**, 42, 308.

Wu, X. Y.; Liu, Y. H.; Sheng, W. Y.; Sun, J.; Qin, G. W. *Planta Med.* **1997**, 63, 55.

Images copied from http://www.futianherbs.com/pages/herb_extracts.html and http://www.chinamedicinmall.com/cold_fever_flu.htm

Isolation of isatisine A

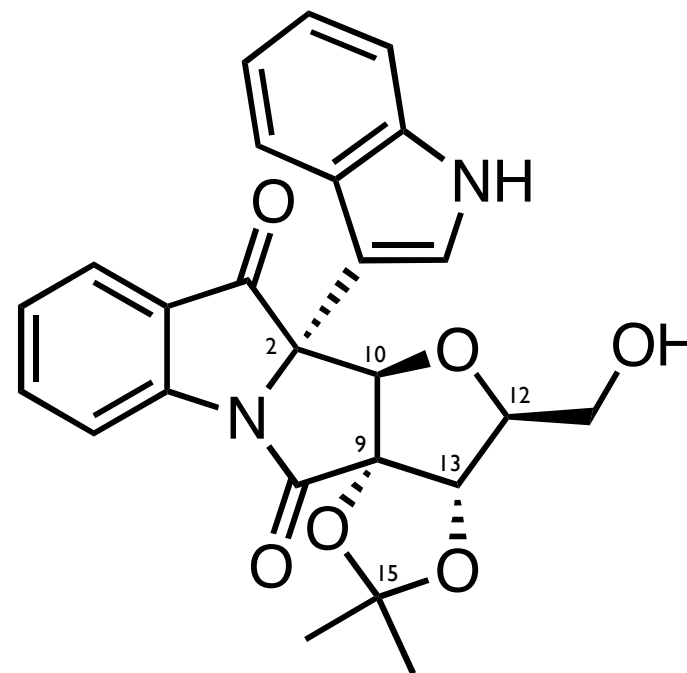
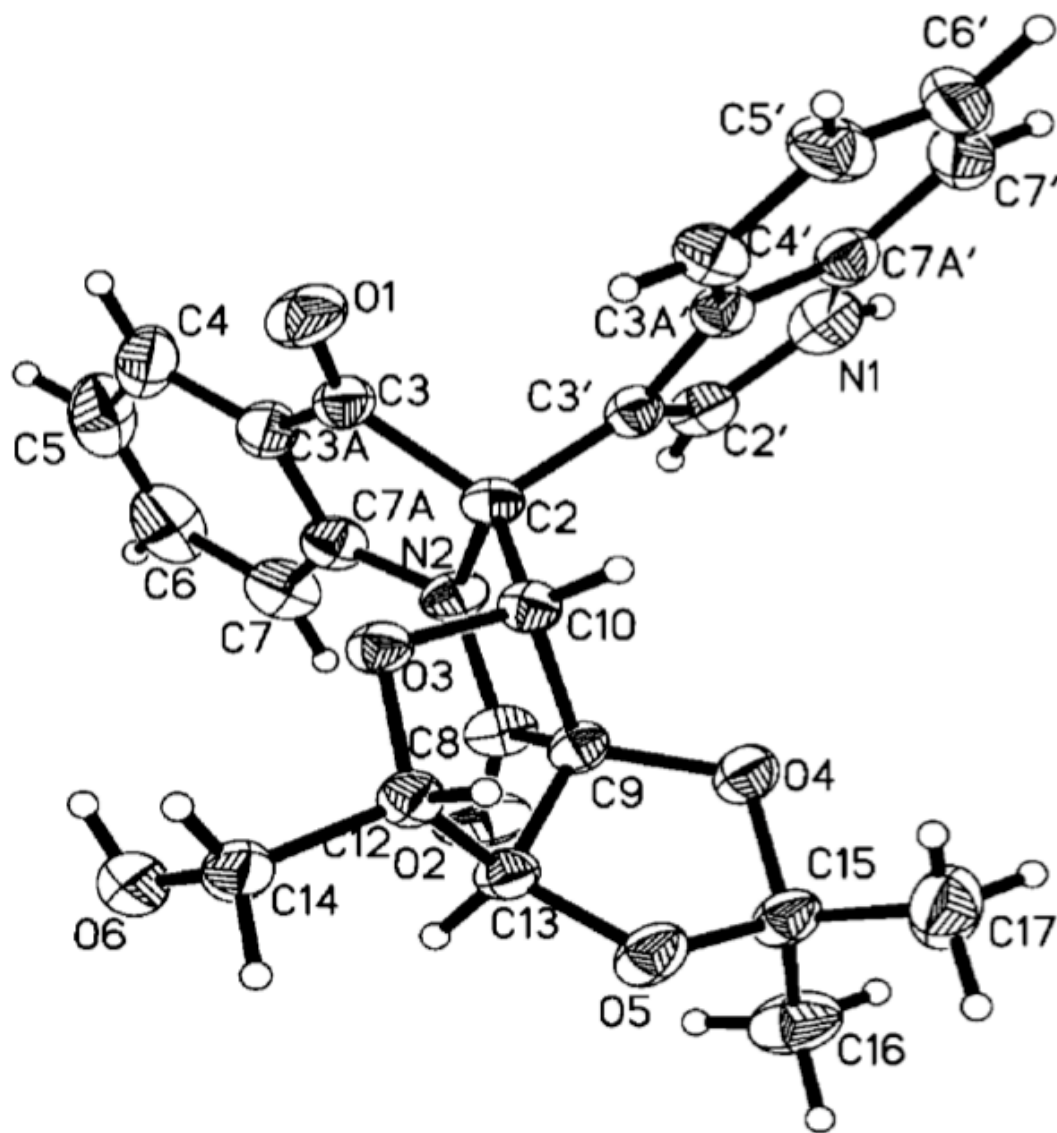
- Isolated from the leaves of *Isatis indigotica* Fort. (Cruciferae)
 - Collected from Anhui province, China
 - Group sought an active anti-HIV agent
 - 50 kg provided 64 mg of acetonide
 - Characterized by 1D and 2D NMR, HRMS, $[\alpha]_D$, and X-ray crystallography
 - Absolute stereochemistry was not determined
 - 37.8 μM EC_{50} anti-HIV-I for acetonide
 - Acetonide artifact of isolation??



Liu, J.-F.; Jiang, Z.-Y.; Wang, R.-R.; Zheng, Y.-T.; Chen, J.-J.; Zhang, X.-M.; Ma, Y.-B. *Org. Lett.* **2007**, 9, 4127.

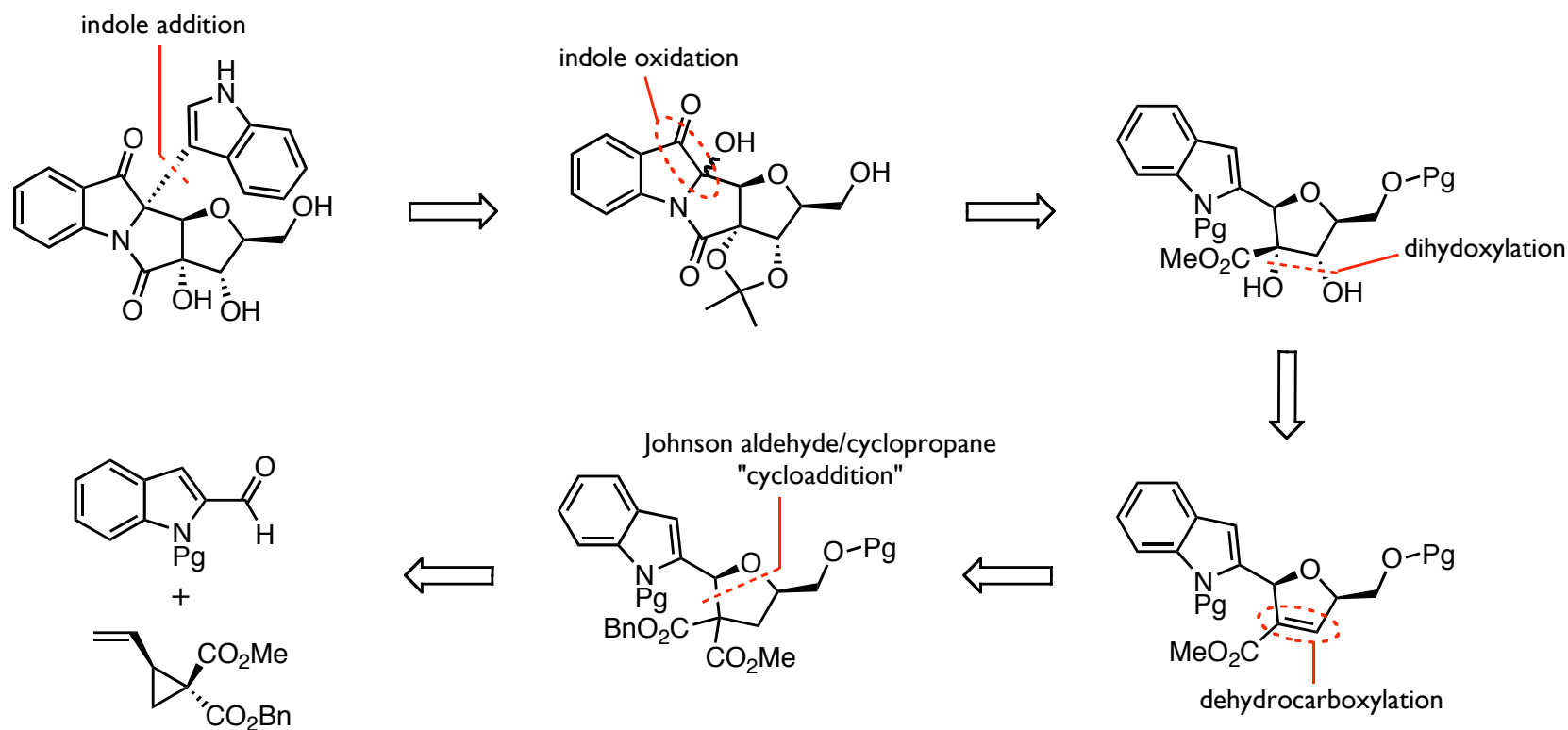
Images copied from Google Maps and http://4.bp.blogspot.com/_ZgtV2LusUZ8/SJspyUMZUAI/AAAAAAAAARI/En5ImwHXHaQ/s1600-h/leaves.jpg

Structure of isatisine A



Liu, J.-F.; Jiang, Z.-Y.; Wang, R.-R.; Zheng, Y.-T.; Chen, J.-J.; Zhang, X.-M.; Ma, Y.-B. *Org. Lett.* **2007**, 9, 4127.

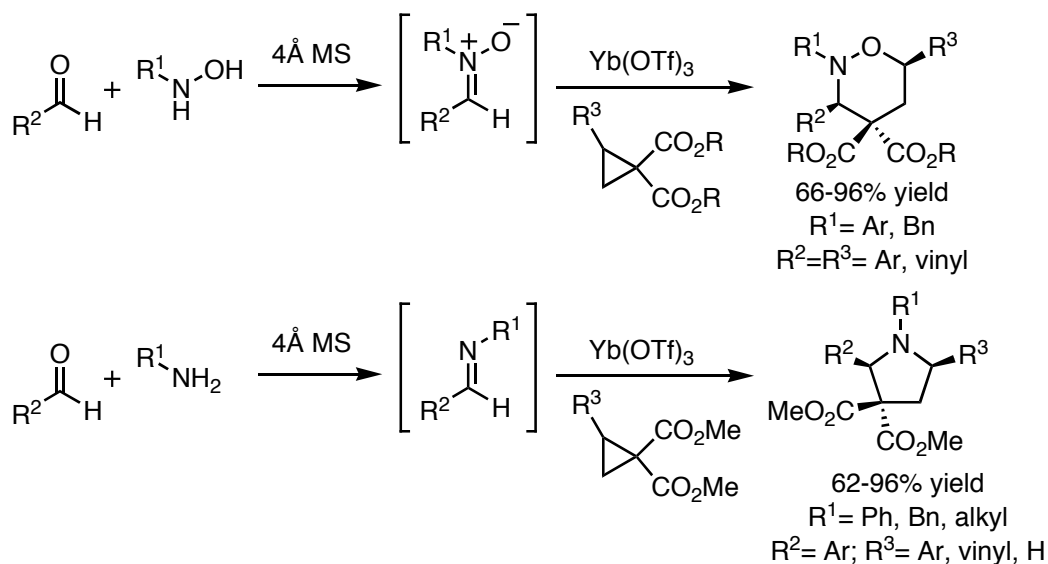
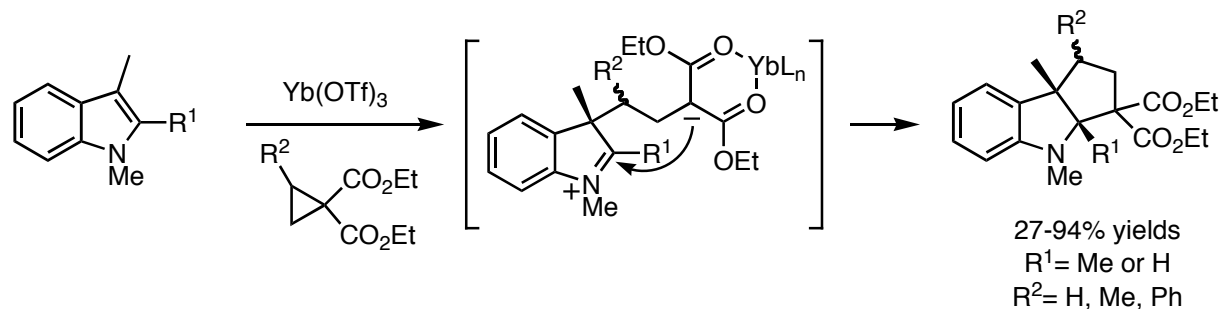
Retrosynthetic analysis



- Passes through acetonide isolation artifact
- Elegant stereospecific cycloaddition approach to tetrahydrofuran
 - Starting with chiral cyclopropane allows for synthesis of single enantiomer

Karadeolian, A.; Kerr, M. A. *Angew. Chem., Int. Ed.* **2010**, Early View, DOI: 10.1002/anie.200906632.

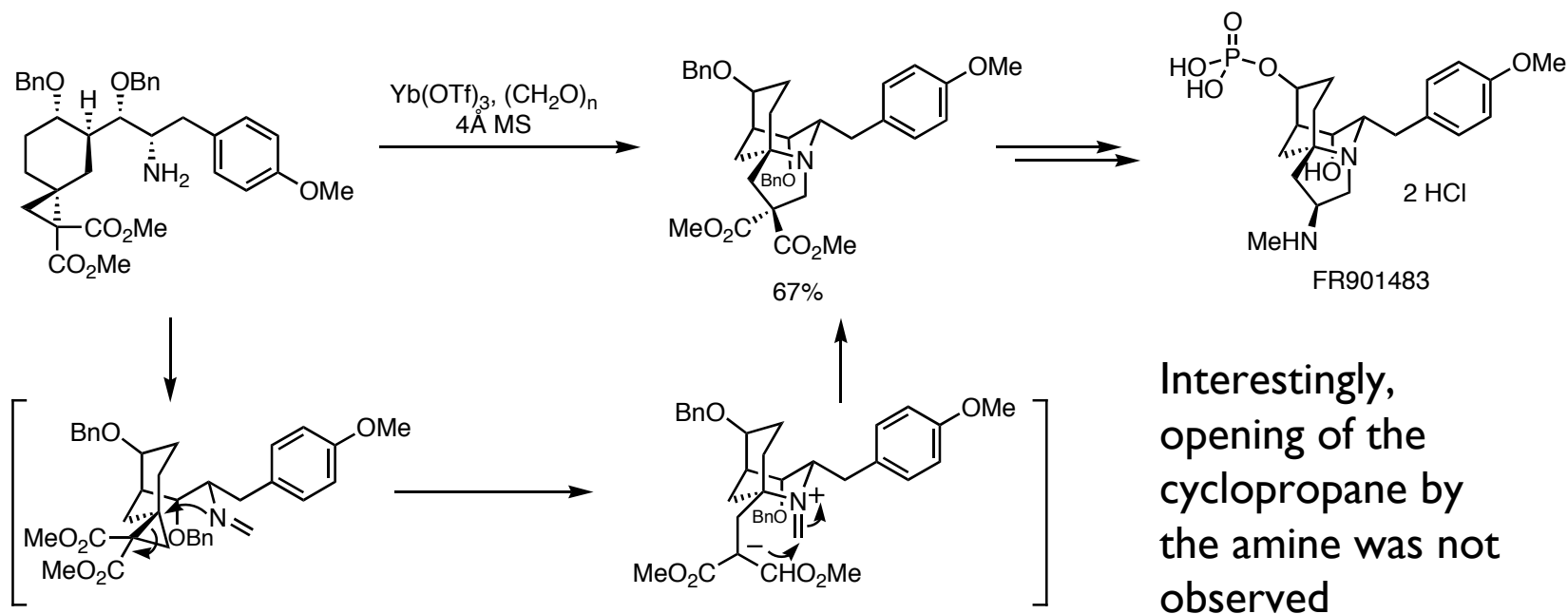
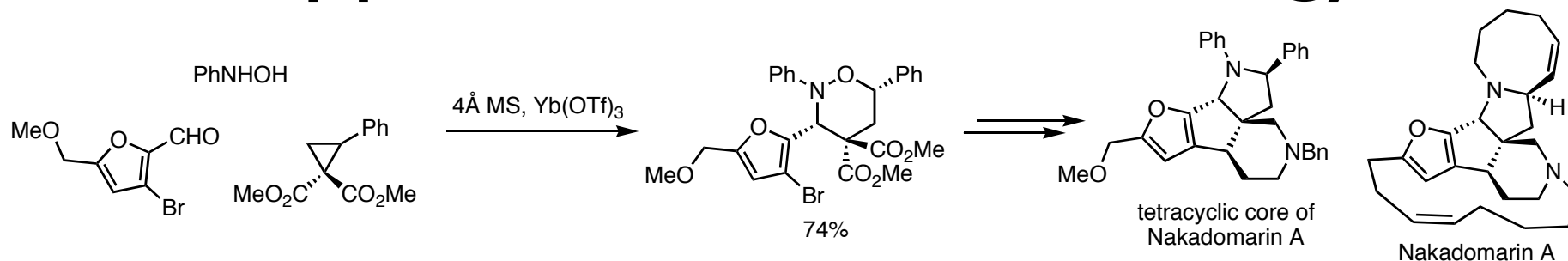
Homo 3+2 cycloadditions using cyclopropanes



- Overall reactions provided compounds in high diastereoselectivity
- Other groups have performed reaction asymmetrically using chiral ligands

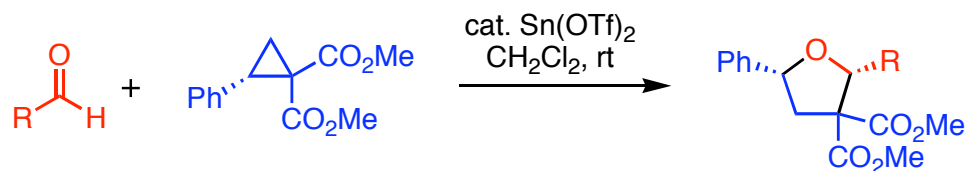
Harrington, P.; Kerr, M. *Tetrahedron Lett.* **1997**, 38, 5949.
 Kerr, M.; Keddy, R. *Tetrahedron Lett.* **1999**, 40, 5671.
 Young, I.; Kerr, M. *Org. Lett.* **2004**, 6, 139.
 Carson, C.; Kerr, M. *J. Org. Chem.* **2005**, 70, 8242.

Application of methodology



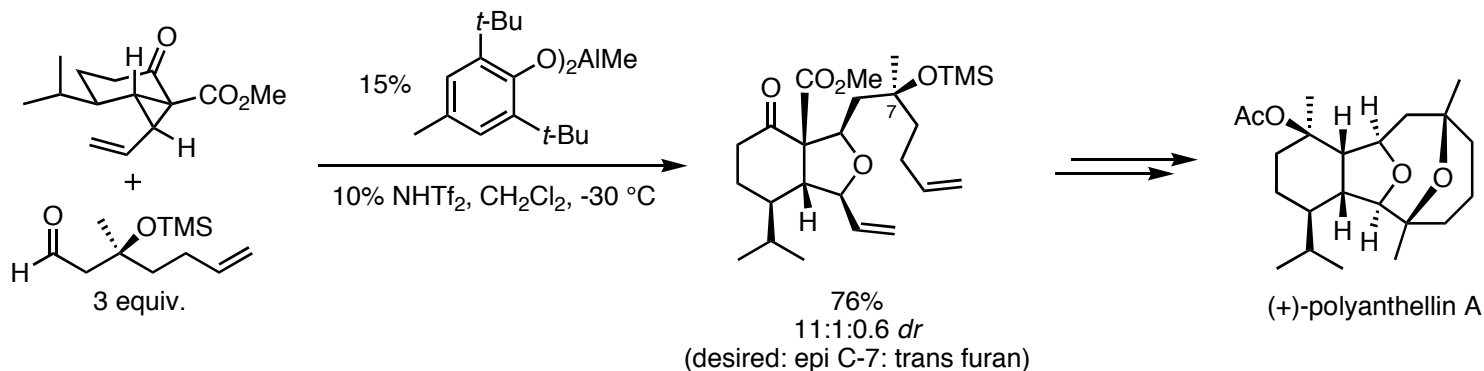
Young, I.; Williams, J.; Kerr, M. *Org. Lett.* **2005**, 7, 953.
Carson, C.; Kerr, M. *Org. Lett.* **2009**, 11, 777.

Johnson's work



R= Ph, 2-furyl, 4-CIPh, alkyl
83-100% yield, 1.6:1 to >100:1 *dr*
88-99% *ee*

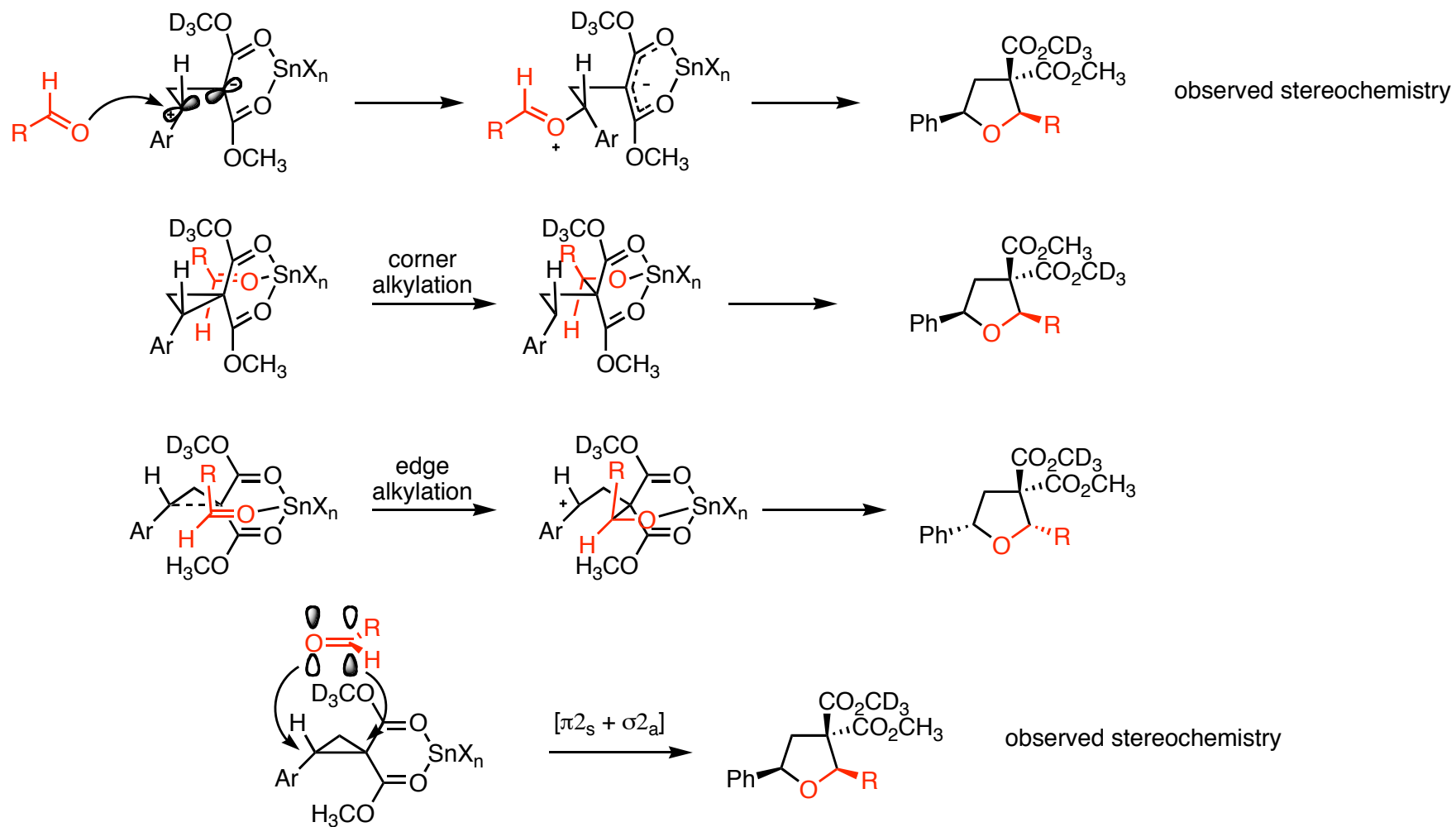
- Inspired by seminal work by Kerr, Johnson applied methodology to aldehydes
- Reaction occurs with inversion of stereochemistry at cyclopropane



Pohlhaus, P.; Sanders, S.; Parsons, A.; Li, W.; Johnson, J. *J. Am. Chem. Soc.* **2008**, *130*, 8642.

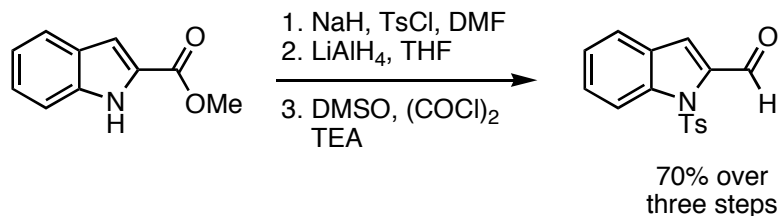
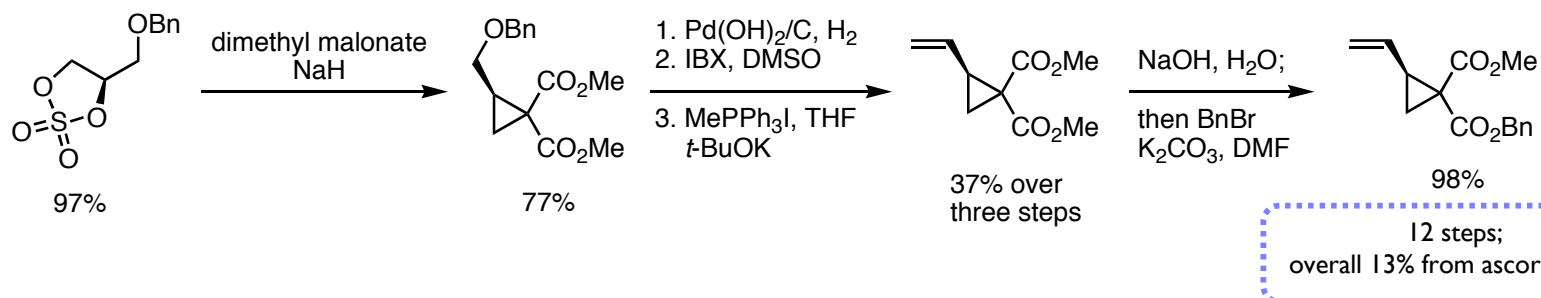
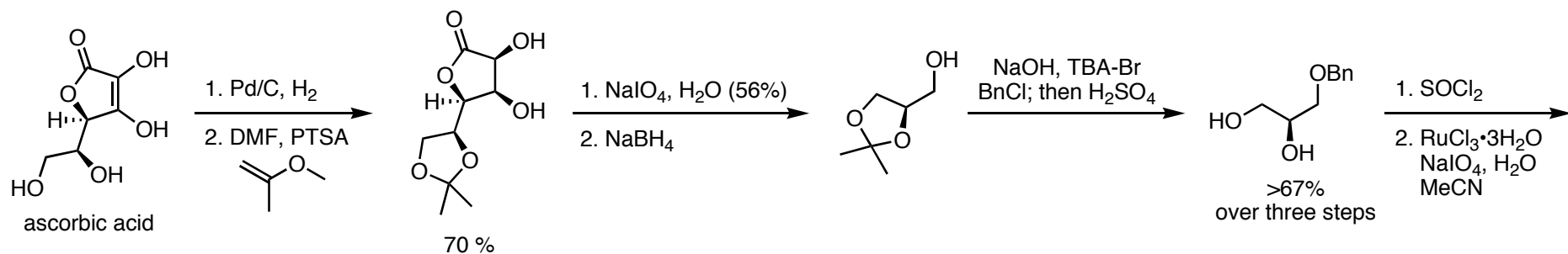
Campbell, M.; Johnson, J. *J. Am. Chem. Soc.* **2009**, *131*, 10370.

Johnson's work



Pohlhaus, P.; Sanders, S.; Parsons, A.; Li, W.; Johnson, J. *J. Am. Chem. Soc.* **2008**, *130*, 8642.

Preparation of Starting Materials

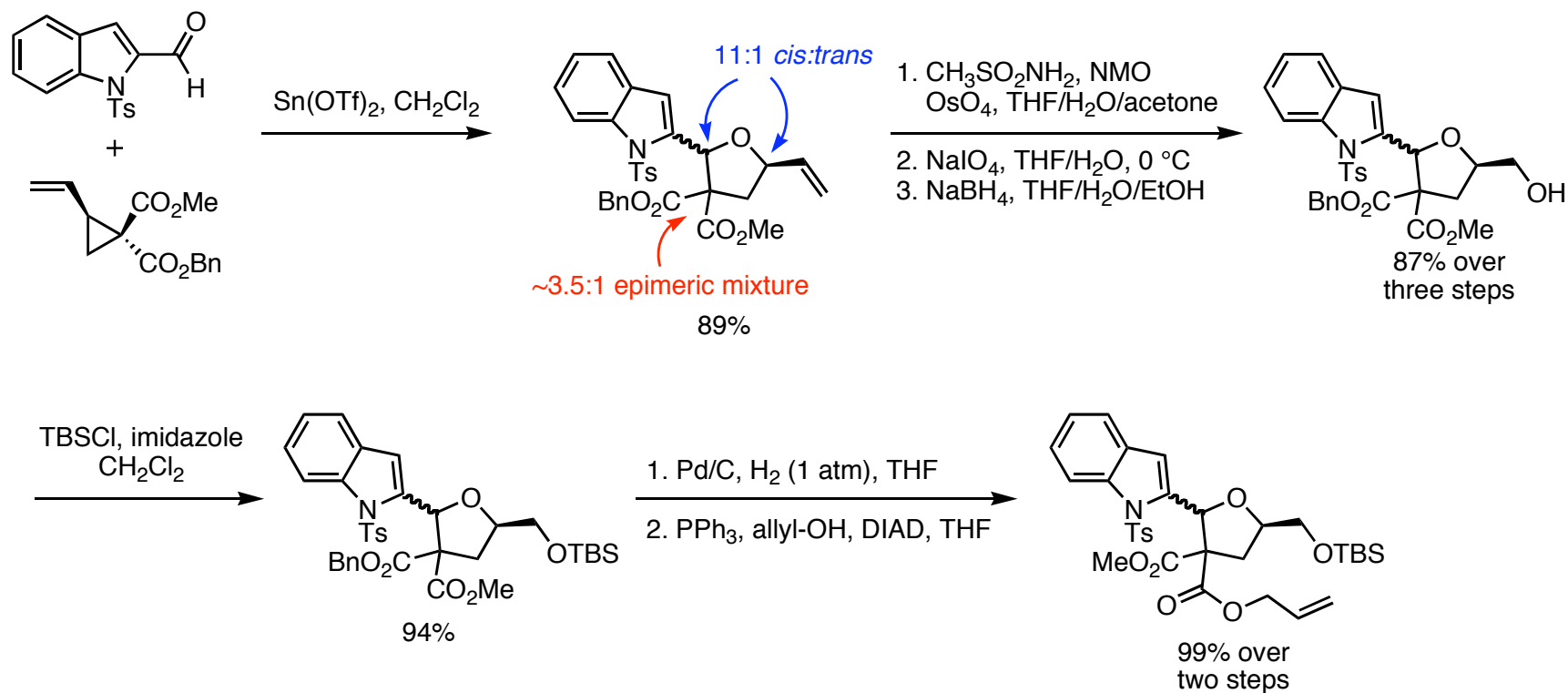


Karadeolian, A.; Kerr, M. A. *Angew. Chem., Int. Ed.* **2010**, Early View, DOI: 10.1002/anie.200906632.

Burgess, K.; Ke, C.-Y. *Synthesis* **1996**, 1996, 1463.

Carson, C. A.; Kerr, M. A. *Angew. Chem., Int. Ed.* **2006**, 45, 6560.

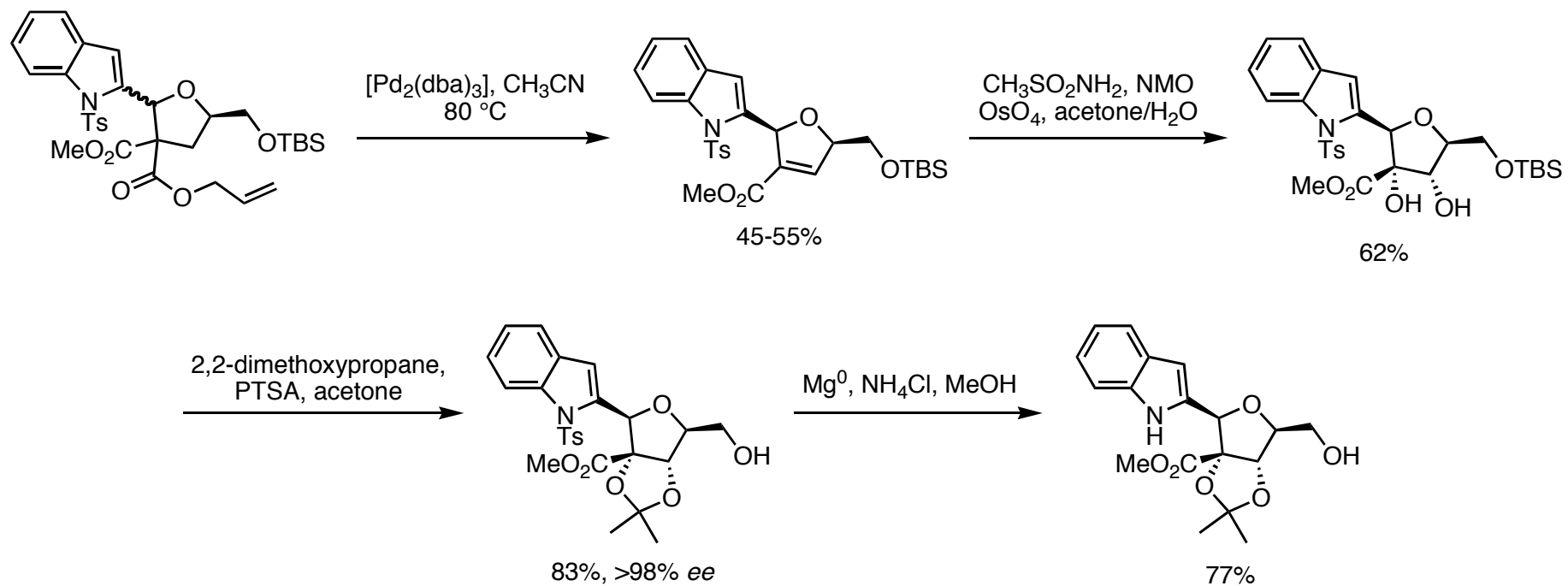
Total synthesis of Isatisine A



- Cycloaddition is unsuccessful when cyclopropane has pendant hydroxyl group
 - Authors speculate necessity of π -donor for cycloaddition

Karadeolian, A.; Kerr, M. A. *Angew. Chem., Int. Ed.* **2010**, Early View, DOI: 10.1002/anie.200906632.

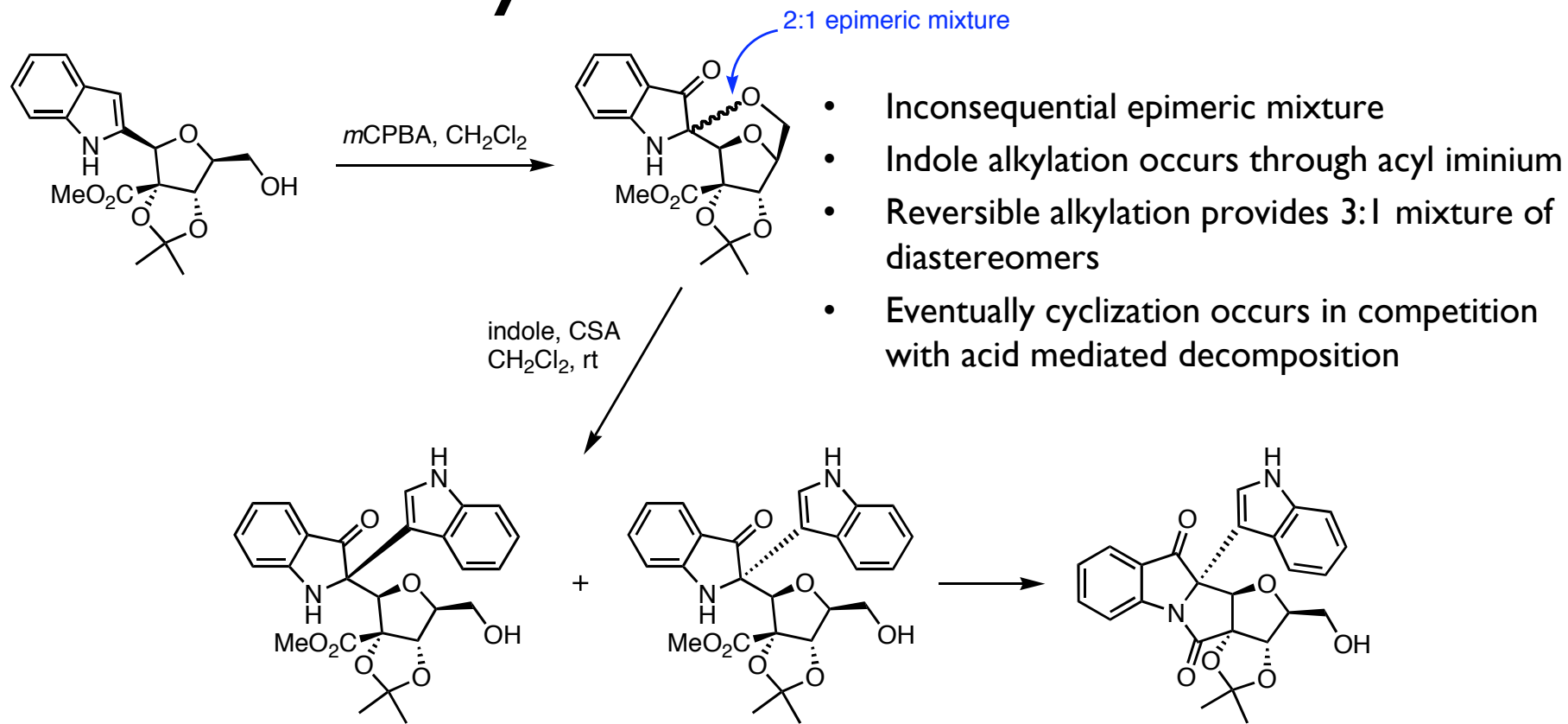
Total synthesis of Isatisine A



- Dehydrocarboxylation reaction additionally affords single diastereomer

Karadeolian, A.; Kerr, M. A. *Angew. Chem., Int. Ed.* **2010**, Early View, DOI: 10.1002/anie.200906632.

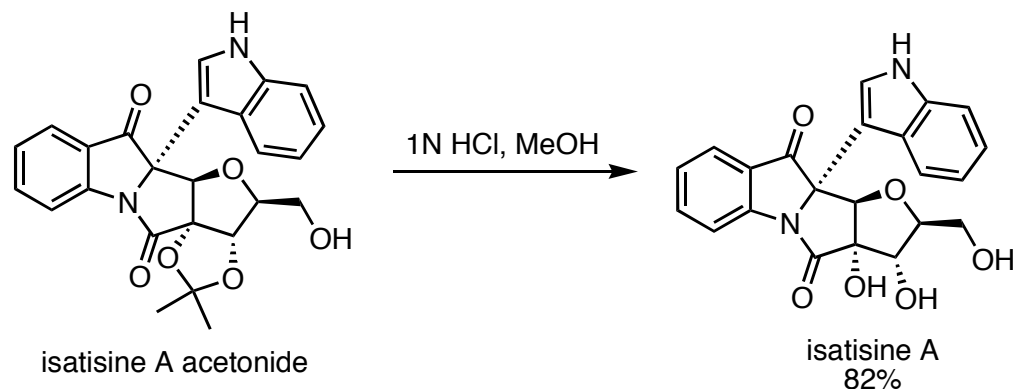
Total synthesis of Isatisine A



time	relative product ratios	
4.5 h	2.3	0
14 h	0.33	0
24 h	0.38	0.5
42 h	0.44	6.3 (50% isolated yield, 98% ee)

Karadeolian, A.; Kerr, M. A. *Angew. Chem., Int. Ed.* **2010**, Early View, DOI: 10.1002/anie.200906632.

Total synthesis of Isatisine A



Isolated acetonide product $[\alpha]_D^{14} = -283$ (c= 0.46, MeOH)

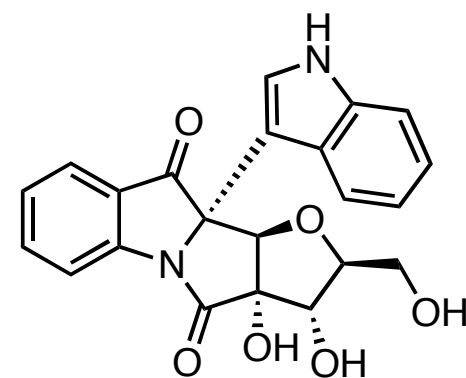
synthetic acetonide product $[\alpha]_D^{25} = +271$ (c= 1.6, MeOH)

- Isolated natural product is antipodal to synthesized product
- Starting from opposite cyclopropane enantiomer would provide natural enantiomer
- Total synthesis completed in 14 steps and 5.8% overall yield from cyclopropane

Karadeolian, A.; Kerr, M. A. *Angew. Chem., Int. Ed.* **2010**, Early View, DOI: 10.1002/anie.200906632.

Conclusions

- Completed the total synthesis of Isatisine A in 14 steps and 5.8% overall yield from cyclopropane
- Established the absolute stereochemistry
- Successful application of synthetic methodology
 - Methodology provides access to substituted tetrahydrofurans and pyrrolidines asymmetrically
- Work including synthesis and biological evaluation of natural product derivatives is ongoing



(+)-isatisine A